

H

G

F

E

D

C

B

A

H

G

F


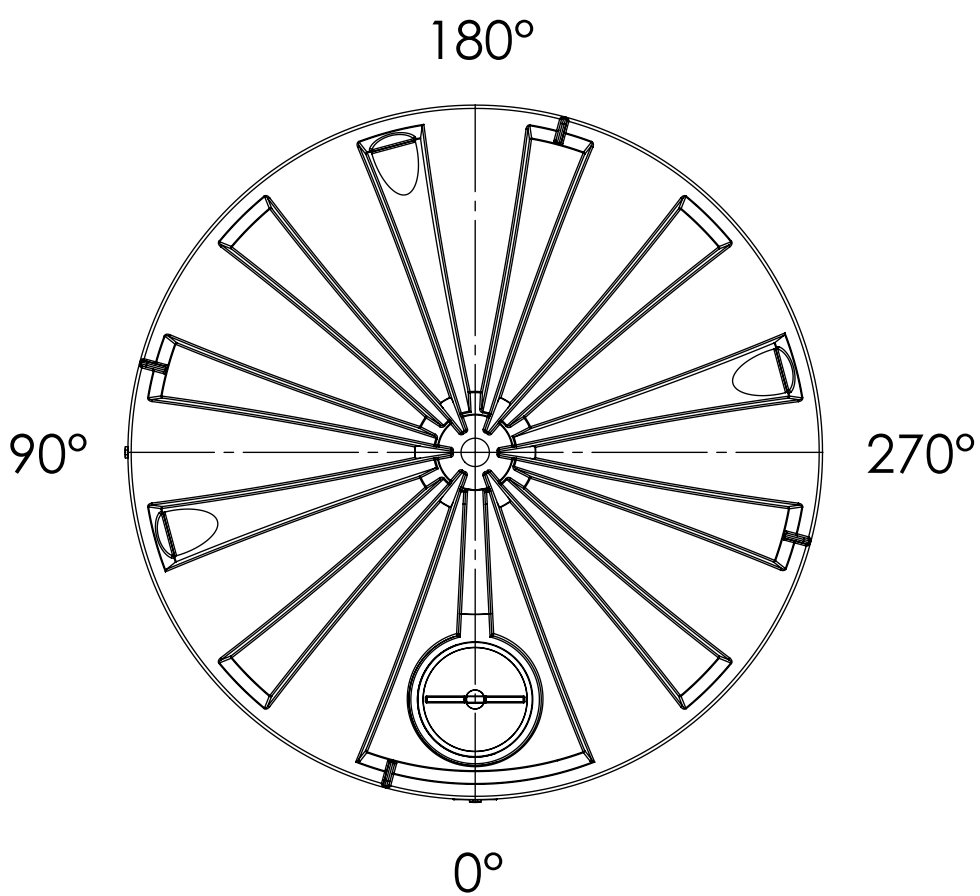
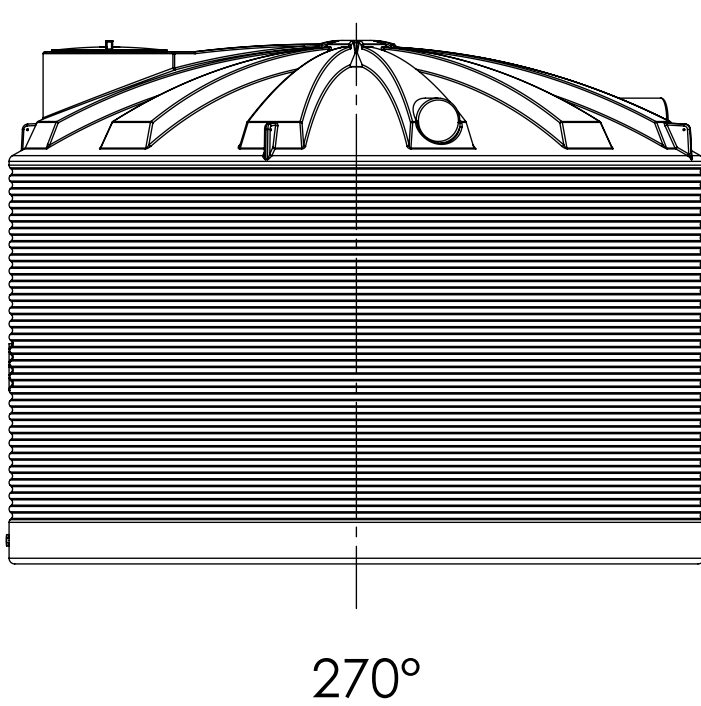
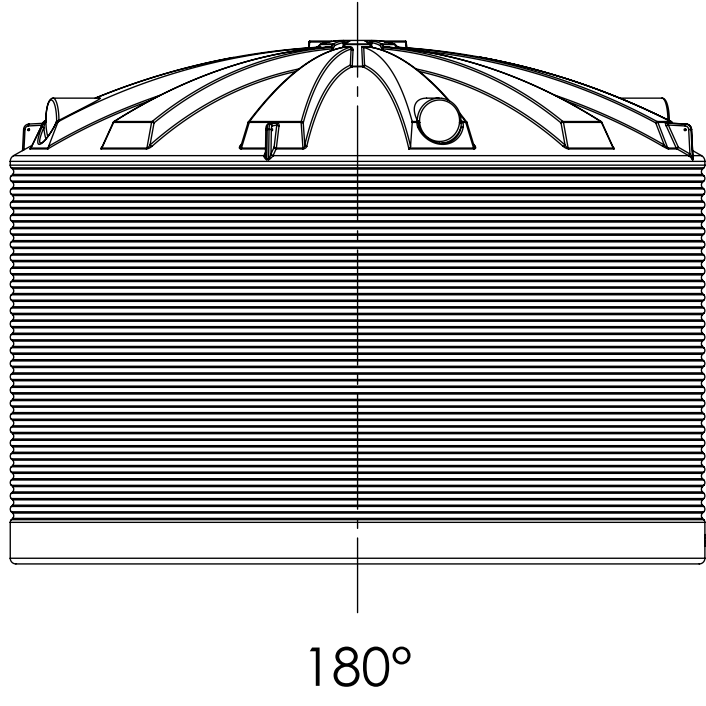
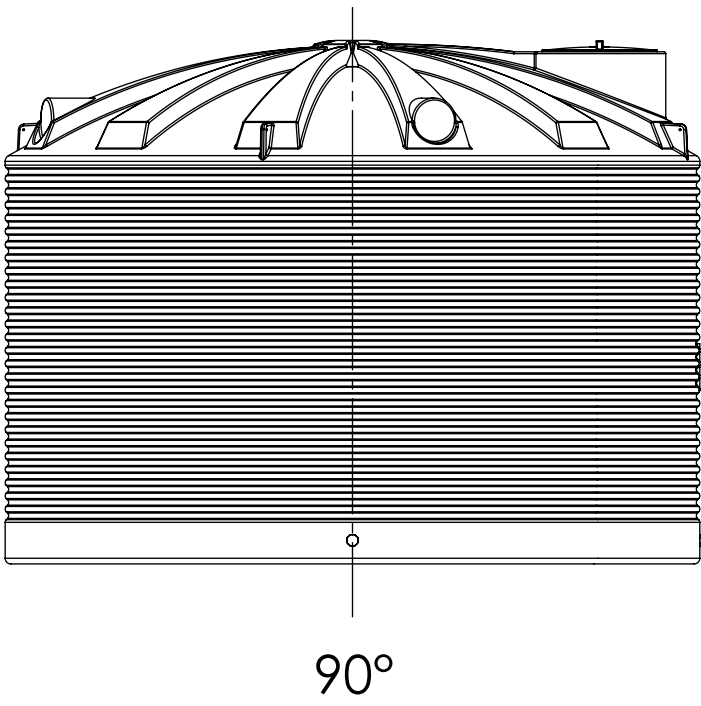
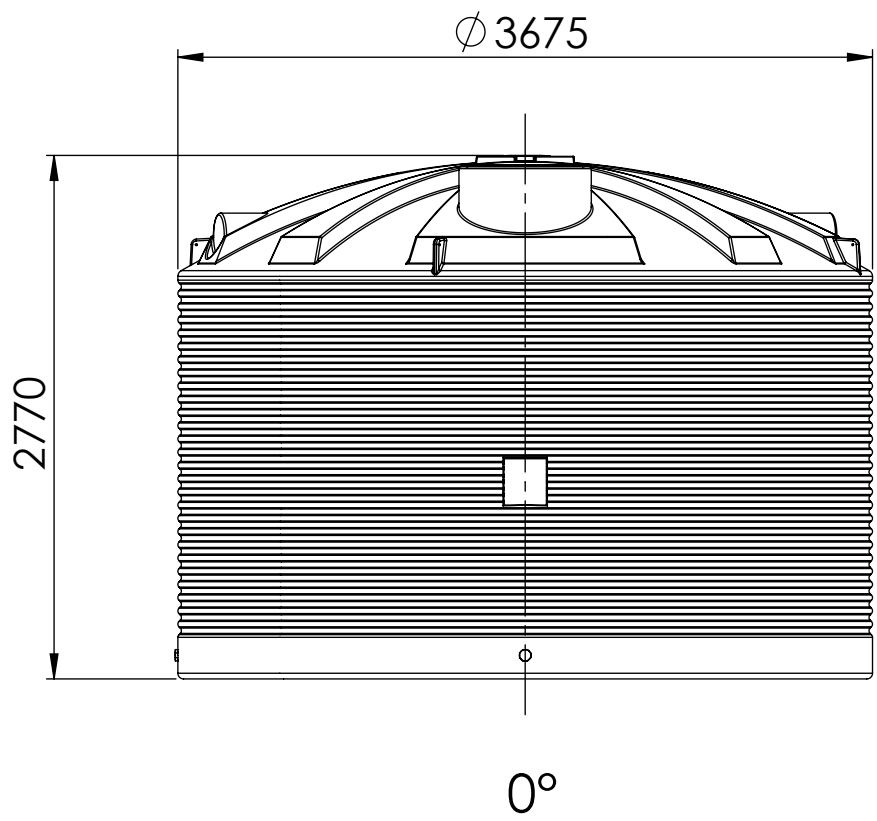
E

D

C

B

A



FITTING LAYOUT TABLE				PART LIST	
NOZZLE No.	DN/PE SIZE	ANGLE	DESCRIPTION	PART No.	NAME
N1	50/-	0°			(Mould in, 50mm Female)
N2	50/-	90°			(Mould in, 50mm Female)

NOTE:
1. ALL DIMENSIONS ARE IN mm
2. TOLERANCE: 3%
3. ANY CHANGES MARK UP IN RED

CLIENT APPROVAL		SIGNATURE		<div><div></div><div>Promax</div><div><small>LIQUID MANAGEMENT SOLUTIONS</small></div><div>PROPRIETARY AND CONFIDENTIAL</div><div><small>THIS DRAWING AND THE INFORMATION AND TECHNICAL DATA CONTAINED HEREIN ARE THE EXCLUSIVE PROPERTY OF PROMAX PLASTICS AND SHALL BE RETURNED TO THEM UPON REQUEST. THIS DRAWING CONTAINS PROPRIETARY AND CONFIDENTIAL INFORMATION FOR THIS PROJECT AND IS NOT TO BE MADE AVAILABLE TO 3RD PARTIES WITHOUT THE EXPRESS WRITTEN CONSENT OF PROMAX PLASTICS.</small></div></div>	DO NOT SCALE DRAWING		OPP:	DISPLAY NAME/NUMBER: ENDURO Industrial Tank 25,000 Ltr - North Island (E11125000)	
<input type="checkbox"/> APPROVED <input type="checkbox"/> REVISE AND RESUBMIT <input type="checkbox"/> FOR INFORMATION ONLY					ORIGINAL ISSUE:	12/10/2023	AUTHOR:	B.H.	
DATE:					MATERIAL:		LLDPE	DWG NO. MODIFICATION PLAN	
					WEIGHT: 380		SCALE:1:40		SHEET 1 OF 1