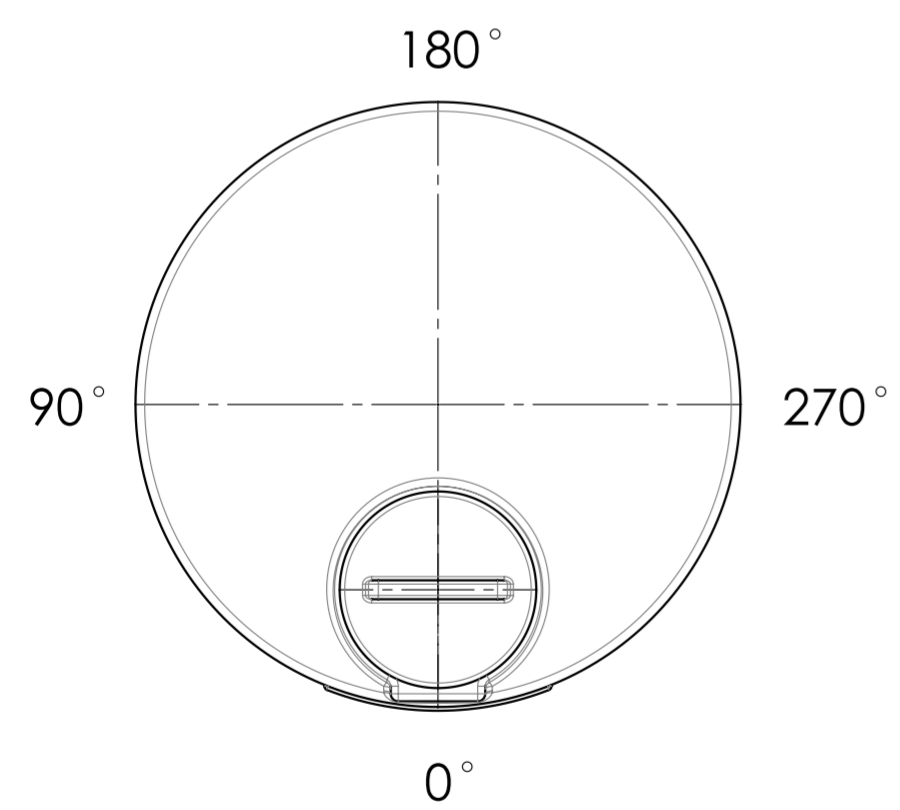



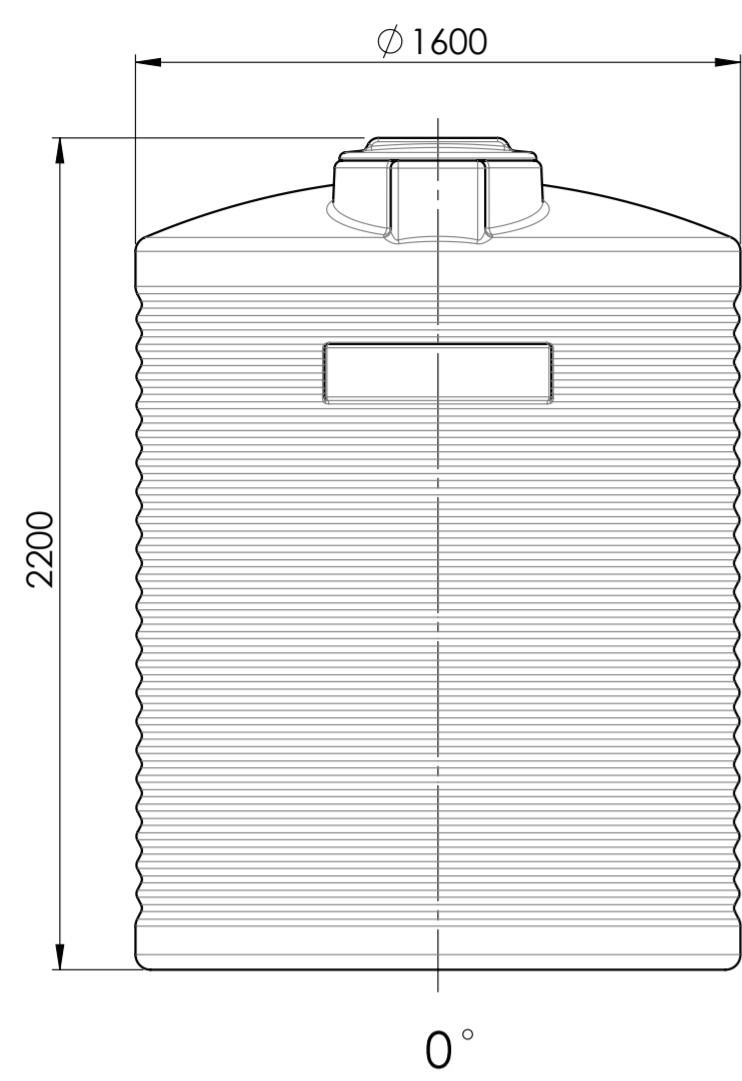


Job Customer:

Title:

Ref:



| FITTINGS LAYOUT TABLE | | | | |
|-----------------------|---------|------------|-------|-------------|
| NOZZLE No | PE SIZE | LEVEL MARK | ANGLE | DESCRIPTION |
| N1 | | | | |
| N2 | | | | |
| N3 | | | | |
| N4 | | | | |
| N5 | | | | |
| N6 | | | | |
| N7 | | | | |
| N8 | | | | |

NOTES:
1. LEVEL MARKS ARE IN m, DIMENSIONS ARE IN mm.

| | | | | | | |
|---|---------------------------|---|---------|------------------------------------|--|----------|
| DATE | CLIENT APPROVAL SIGNATURE | UNLESS OTHERWISE SPECIFIED: DIMENSIONS ARE IN MILLIMETERS SURFACE FINISH: TOLERANCES: LINEAR: ANGULAR: | FINISH: | DEBURR AND BREAK SHARP EDGES | DO NOT SCALE DRAWING | REVISION |
| | | | | | | |
| DRAWN CHK'D APPV'D MFG Q.A. | | | | | TITLE: 4000L TANK (E1204000) NOZZLES LAYOUT | |
| | | | | | DWG NO. | |
| | | | | | MATERIAL: | |
| | | | | | WEIGHT: | |
| | | | | | SCALE: 1:20 | |
| | | SHEET 1 OF 1 | | A2 | | |