Job Customer:

Title:

Ref:

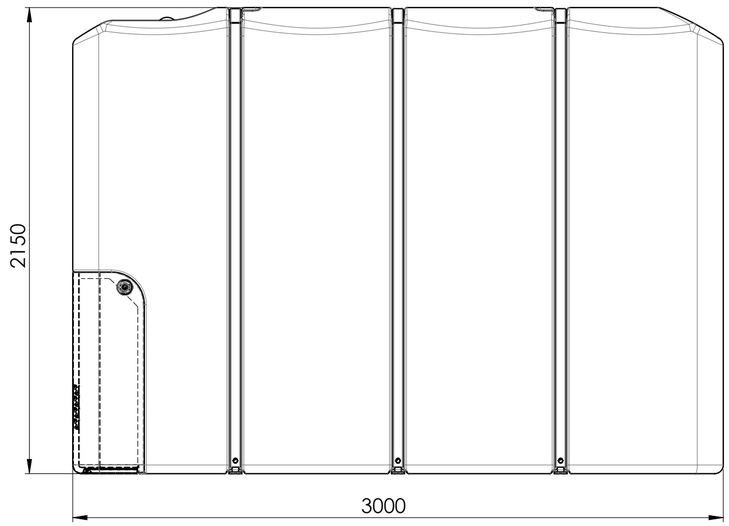

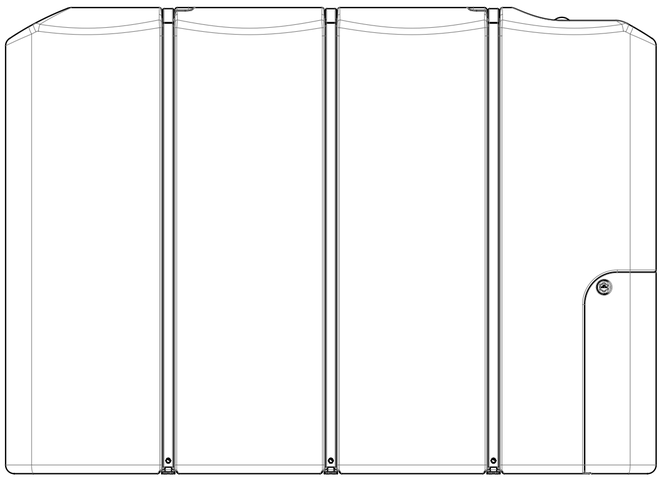

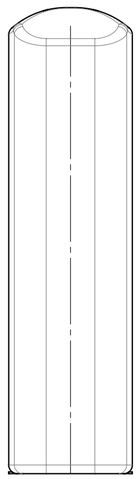

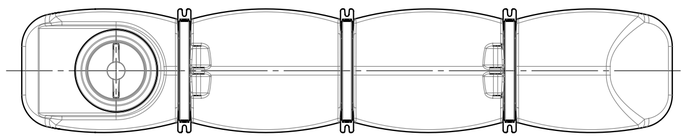

FITTINGS LAYOUT TABLE			PARTS LIST		
NOZZLE No	PE SIZE	DESCRIPTION	Part NO.	Name	Q-ty
N1					
N2					
N3					
N4					
N5					
N6					

NOTES:

DATE	CLIENT APPROVAL SIGNATURE

UNLESS OTHERWISE SPECIFIED:
DIMENSIONS ARE IN MILLIMETERS
SURFACE FINISH:
TOLERANCES:
LINEAR:
ANGULAR:

FINISH:

DEBURR AND BREAK SHARP EDGES

	NAME	SIGNATURE	DATE
DRAWN			
CHK'D			
APPV'D			
MFG			
Q.A			

MATERIAL:

DO NOT SCALE DRAWING

REVISION

promax ENGINEERED PLASTICS

TITLE:

SLIMLINE TANK 3000L
NOZZLES LAYOUT

DWG NO.

SL1003000

A2

SCALE:1:20

SHEET 1 OF 1